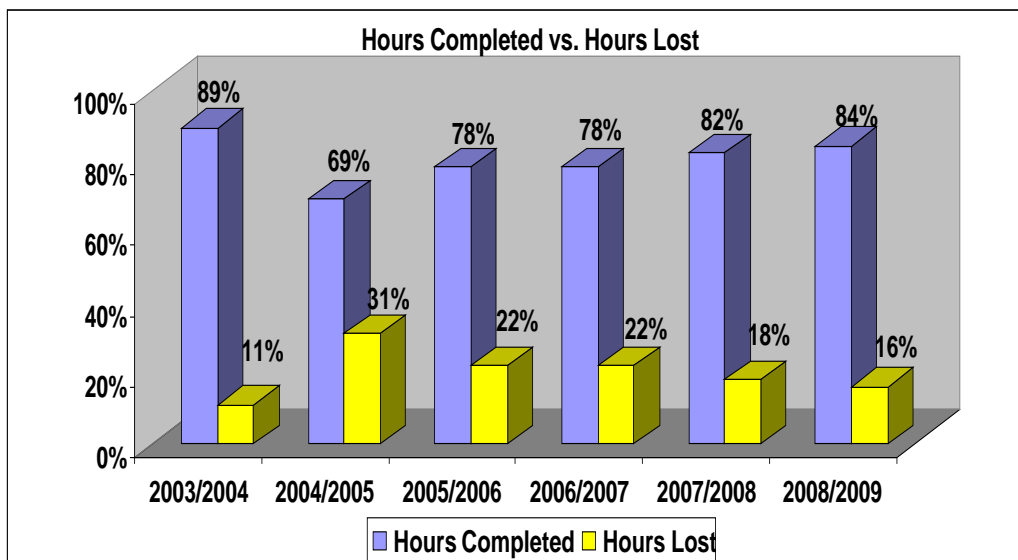
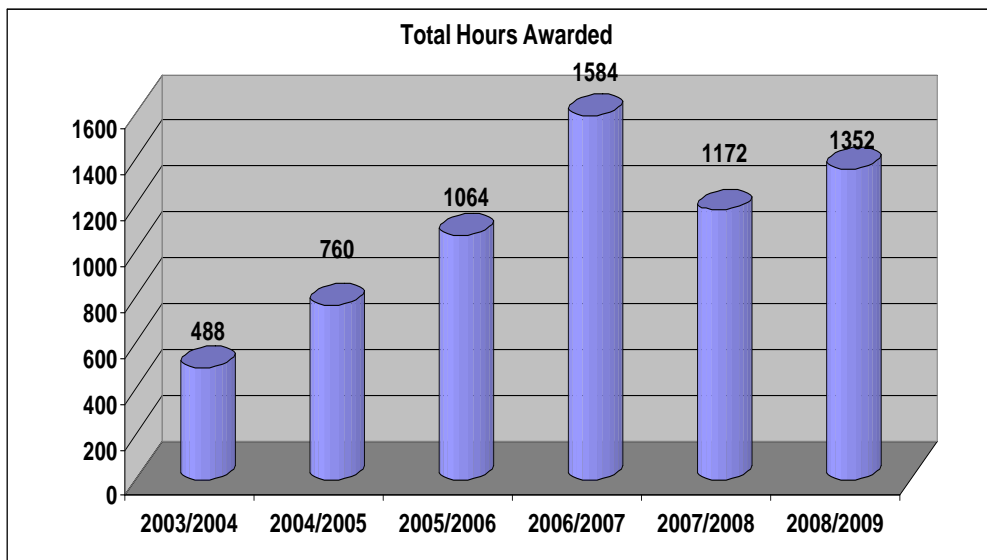
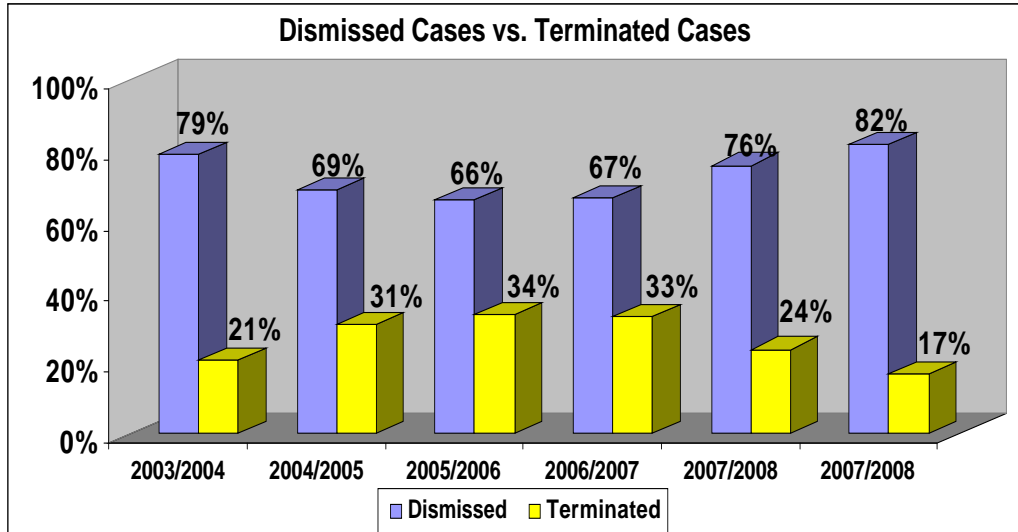
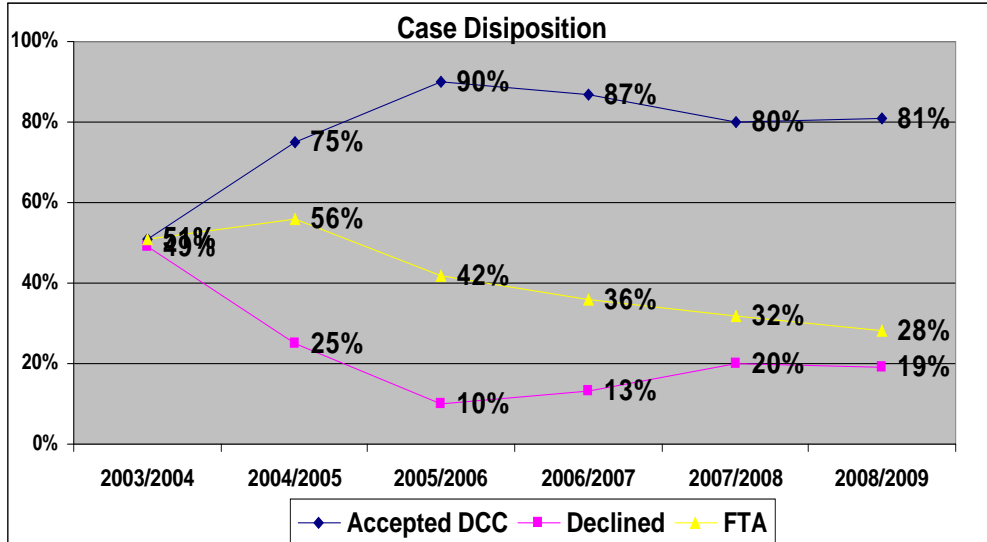




**Downtown San Diego Community Court
Statistical Analysis
FY 2003-2009**





**Downtown San Diego Community Court
Statistical Analysis
FY 2003-2009**

	Years											
	2003/2004	%	2004/2005	%	2005/2006	%	2006/2007	%	2007/2008	%	2008/2009	%
Total Cases Eligible	211		157		123		159		140		148	
FTA	108	51%	88	56%	52	42%	58	36%	45	32%	42	28%
Accepted DCC	53	51%	52	75%	64	90%	88	87%	76	80%	86	81%
Declined	50	49%	17	25%	7	10%	13	13%	19	20%	20	19%
Total Hours Awarded	488		760		1064		1584		1172		1352	
Hours Completed	432	89%	528	69%	832	78%	1228	78%	*956	*82%	*1136	*84%
Hours Lost	56	11%	232	31%	232	22%	356	22%	216	18%	216	16%
Dismissed	42	79%	36	69%	42	66%	59	67%	*57	*76%	62	*82%
Terminated	11	21%	16	31%	22	34%	29	33%	18	24%	15	17%
Offenses	2003/2004		2004/2005		2005/2006		2006/2007		2007/2008		2008/2009	
Marijuana	28		42		28		29		24		43	
Petty Theft	2		26		17		14		16		20	
Pedi Cabs	12		12		45		42		65		47	
Open Container	73		1		0		1		0		0	
Urinating in public	16		17		6		12		7		3	
Drinking in Public	59		49		11		37		12		6	

* (%) Percentages are projected as many probationary case periods have not ended at time of stat analysis.